

HS-423I Intrinsically Safe Accelerometer

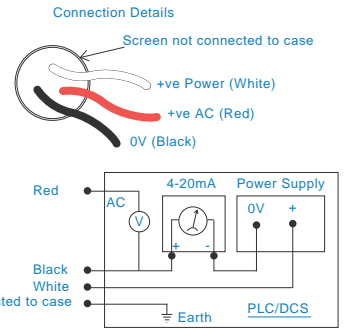
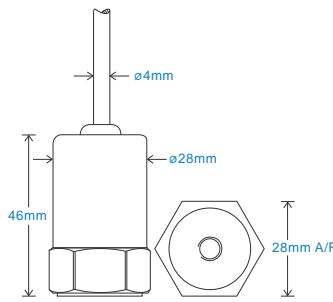
4-20mA acceleration and AC acceleration output via Flame Retardant Cable

Key Features

- Intrinsically Safe with European approval
- For use with PLC/DCS systems and data collectors
- Low smoke, halogen free cable

Industries

Building services, Pulp and Paper, Mining, Metals, Utilities, Automotive, Water, Pharmaceutical



Technical Performance

Mounted Base Resonance	10kHz min
Acceleration Ranges	see: 'How To Order' table $\pm 10\%$ Nominal 80Hz at 22°C
Frequency Response: 4-20mA	10Hz (600cpm) to 5kHz (300kcpm) $\pm 5\%$ - ISO10816
Frequency Response: AC	2Hz (120cpm) to 10kHz (600kcpm) $\pm 5\%$ - ISO10816
Isolation	Base isolated
Range	see: 'How To Order' table
Transverse Sensitivity	Less than 5%

Mechanical

Case Material	Stainless Steel
Sensing Element/Construction	PZT/Compression
Mounting Torque	8Nm
Weight	135gms (nominal) body only
Maximum Cable Length	1000 metres
Standard Cable Length	5 metres
Screened Cable	Flame Retardant - length to be specified with order
Mounting Threads	see: 'How To Order' table

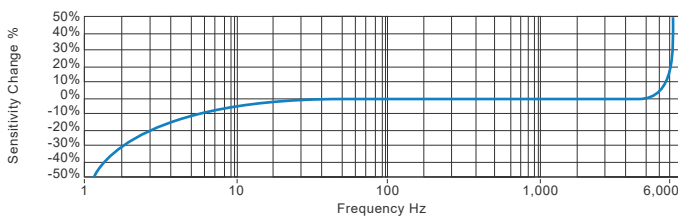
Electrical

Current Output	4-20mA DC current proportional to acceleration and AC acceleration
Bias Voltage	3 Volts DC (nominal)
Supply Voltage	15-30 Volts DC (for 4-20mA)
Settling Time	2 seconds
Output Impedance	Loop Resistance 600 Ohms max. at 24 Volts
Case Isolation	$>10^8$ Ohms at 500 Volts

Environmental

Operating Temperature Range	see: attached certification details
Sealing	IP65
Maximum Shock	5000g
EMC	EN61326-1:2013

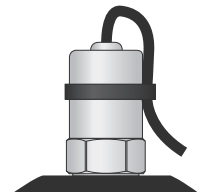
Typical Frequency Response (4-20mA signal)



Applications

Fans, Motors, Pumps, Compressors, Centrifuges, Conveyors, Air Handlers, Gearboxes, Rolls, Dryers, Presses, Cooling, VAC, Spindles, Machine Tooling, Process Equipment

Vibration sensor should be firmly fixed to a flat surface (spot face surface may be needed to be produced and cable anchored to sensor body.)



Certifications



T: 150 210 98804

www.hansfordsensors.com.cn

汉施弗德传感器（上海）有限公司



HS-423I Intrinsically Safe Accelerometer

4-20mA acceleration and AC acceleration output via Flame Retardant Cable

Intrinsically Safe Requirements

Maximum Cable Length	See website: www.hansfordsensors.com.cn	Barrier: 4-20mA loop	1x Pepperl + Fuchs Galvanic Isolator KFD2-STC5-Ex1 (HS-AA154)
Certificate details: Group II	IECEX BAS08.0034X Baseefa08ATEX0086X	Barrier: AC output	1 x MTL Zener Barrier MTL7787+ (HS-AA022)
Certificate details: Group II	Ex ia IIC T6 Ga Ex ia IIIC T80°C IP65 Da (-40°C ≤ Ta ≤ +55°C)	Terminal Parameters	1x Pepperl + Fuchs Galvanic Isolator KFD2-VR-Ex1.19 (HS-AA155) 1 x MTL Zener Barrier MTL7764+ (HS-AA023)
Terminal Parameters	Ui = 28V, li = 115mA, Pi = 0.856W Group II	Notes:	Ui = Vmax = 28V li = Imax = 115mA Pi = 0.856W
500V Isolation	Units Will Pass A 500V Isolation Test		Special conditions of safe use for Group II dust. The free end of the cable on the integral cable version of the apparatus must be terminated in an appropriately certified dust-proof enclosure. The unit has no serviceable parts.
Certified Temperature Range	Ex ia IIC T6 Ga (-40°C ≤ Ta ≤ +55°C) (Gas) Ex ia IIC T4 Ga (-40°C ≤ Ta ≤ +105°C) (Gas) Ex ia IIIC T80°C IP65 Da (-40°C ≤ Ta ≤ +55°C) (Dust) Ex ia IIIC T130°C IP65 Da (-40°C ≤ Ta ≤ +105°C) (Dust)		

How To Order

