

HS-423 Accelerometer

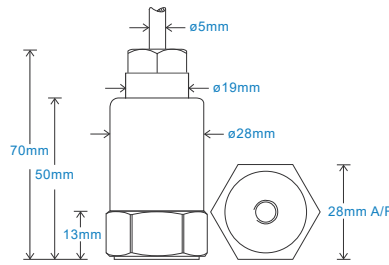
4-20mA acceleration and AC acceleration output via Silicon Cable

Key Features

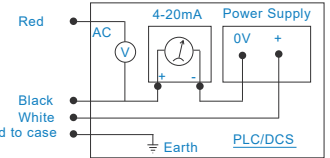
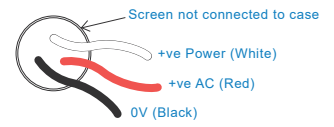
- Unique dual output
- For use with PLC/DCS systems and data collectors
- Waterproof

Industries

Building services, Pulp and Paper, Mining, Metals, Utilities, Automotive, Water, Pharmaceutical



Connection Details



Technical Performance

Mounted Base Resonance	10kHz min
Acceleration Ranges	see: 'How To Order' table ±10% Nominal 80Hz at 22°C
Frequency Response: 4-20mA	10Hz (600cpm) to 5kHz (300kcpm) ± 5% - ISO10816
Frequency Response: AC	2Hz (120cpm) to 10kHz (600kcpm) ± 5% - ISO10816
Isolation	Base isolated
Range	see: 'How To Order' table
Transverse Sensitivity	Less than 5%

Mechanical

Case Material	Stainless Steel
Sensing Element/Construction	PZT/Compression
Mounting Torque	8Nm
Weight	135gms (nominal) body only
Maximum Cable Length	1000 metres
Standard Cable Length	5 metres
Screened Cable	Silicon - length to be specified with order
Mounting Threads	see: 'How To Order' table
Submersible Depth	100 metres max. (10 bar)

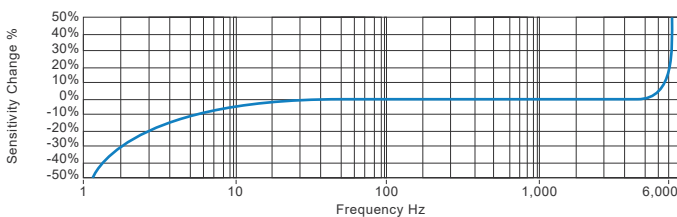
Electrical

Current Output	4-20mA DC current proportional to acceleration and AC acceleration
Bias Voltage	3 Volts DC (nominal)
Supply Voltage	15-30 Volts DC (for 4-20mA)
Settling Time	2 seconds
Output Impedance	Loop Resistance 600 Ohms max. at 24 Volts
Case Isolation	>10 ⁸ Ohms at 500 Volts

Environmental

Operating Temperature Range	-25 to 120°C
Sealing	IP68
Maximum Shock	5000g
EMC	EN61326-1:2013

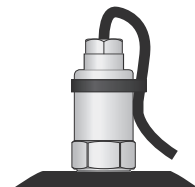
Typical Frequency Response (4-20mA signal)



Applications

Fans, Motors, Pumps, Compressors, Centrifuges, Conveyors, Air Handlers, Gearboxes, Rolls, Dryers, Presses, Cooling, VAC, Spindles, Machine Tooling, Process Equipment

Vibration sensor should be firmly fixed to a flat surface (spot face surface may be needed to be produced and cable anchored to sensor body.)



How To Order

Product Prefix HS - Hansford Sensors	Product Series 423 - Industrial Vibration Sensor	Cable Length (if integral cable) QXX - length specified in metres													
H	S	4	2	3	X	X	X	X	X	X	X	X	X	X	X
Extra Options (if required) F - Filtered L - 316L Stainless Steel RT - Temperature Output PT100 S - 90° Side Exit T - Temperature Output		P - Peak Range PP - Peak to Peak Range		Acceleration Range (RMS unless specified) 001 - 0-1g 002 - 0-2g 005 - 0-5g 010 - 0-10g 100 - 0-100g			Sensitivity Range 100mV/g ±30g 100mV/g ±30g 100mV/g ±30g 100mV/g ±30g 50mV/g ±60g			Cable/Connector 01 - PUR 03 - Braided 07 - Silicon 15 - Flame Retardant 52 - 3 Pin MS 54 - M12			Mounting Threads 01 - ¼-28" UNF Female 02 - ¼-28" UNF Male 05 - Quick Fit Female 06 - M6 x 1mm Male 08 - M8 x 1.25mm Male 10 - M10 x 1.5mm Male		



T: 150 210 98804
www.hansfordsensors.com.cn
汉施弗德传感器(上海)有限公司

